

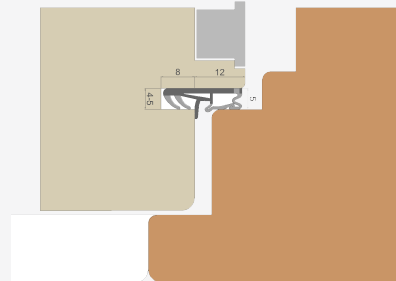
PRODUCT SPECIFICATION

Sealing Profile : K5286


Date : 20-Feb-2026



Profile Drawing



Installation Drawing



Gap	5.0 mm
Rebate Height	12.0 mm
Groove Width	4.0-5.0 mm
Groove Height	8.0 mm
Category	REBATE, CENTRAL GASKET
Material	TPE SOLID
Color	
Industry	WINDOWS - TIMBER
Classification	W35231

Material Data Sheet	TSP-LAST M 490-90A.pdf TSP-LAST M 460-60A.pdf
Surface Treatment	-
Tape	NO
Brand	TRELLEBORG
Bobbin Quantity	150.0 m
Box Quantity	150.0 m
Pallet Quantity	4500 m
Packaging Description	Final_layout_K5T.pdf

Certificate



Related Products

Products	Material	Rebate Height (mm)	Gap (mm)	Groove Width (mm)	Diameter (mm)	Width (mm)	Height (mm)	Cut Length (m)	U-Gasket (mm)
 V9500	-	-	-	-	-	-	-	-	-
 SK600	TPE SOLID	12.0/19.0	5.0	5.0	-	-	-	-	-

The supplier guidelines and assembling documents must be followed.

Profile Installation	<ul style="list-style-type: none"> • Do not overstretch or compress the profile. • Check the correct installation dimensions. • Joint of the profile should be without any gap. • The profile application level should be extended. • In case of french casement applications, the rebate profile must be cut to the end size in the horizontal position and the foot needs to be removed where the french casement gasket installed to provide a proper sealing in the corner.
Type of Corner	<ul style="list-style-type: none"> • The corner application must be assembled without any gap. • The supplier advice for the type of profile and installation tools must be followed. • If welding or splicing is requested, make sure that the material accumulations are reduced to a minimum to secure a proper sealing in the corner. • If rebate gaskets should have a V-notch cut in the corner, do not cut the head totally through since this is destroying the sealing function in the corner.

Production Control

<p>Incoming Goods Inspection</p>	<p>Control of:</p> <ul style="list-style-type: none"> • Check of delivery papers in according to the specified order. • Delivered goods and packaging must be free from defects.
<p>Production Control</p>	<p>Permanent control of the profiles in according to:</p> <ul style="list-style-type: none"> • Profile position in the dedicated installation system and correct dimensions. • Professional corner joint in according to the supplier specification. • Functionality of the finished assembled product. • Compression force on the sealing part in the built in situation.
<p>Inspection of Packaging and Storage</p>	<ul style="list-style-type: none"> • The profiles must be stored dry and cool under normal interior conditions (according to DIN 7716).