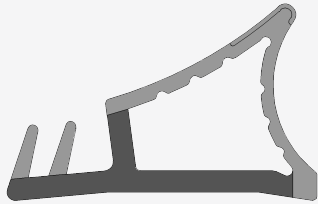


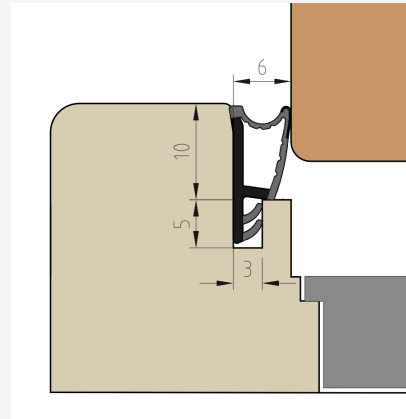
PRODUCT SPECIFICATION

Sealing Profile : L5110


Date : 20-Feb-2026



Profile Drawing





Installation Drawing

Gap	6.0 mm	Material Data Sheet	TSP-LAN M 390-90A.pdf TSP-LAN M 360-60A.pdf TSP-LAN M 350-50D.pdf
Rebate Height	10.0 mm	Surface Treatment	-
Groove Width	3.0 mm	Tape	NO
Groove Height	5.0 mm	Brand	TRELLEBORG
Category	REBATE	Bobbin Quantity	200.0 m
Material	TPE SOLID	Box Quantity	200.0 m
Color		Pallet Quantity	6000 m
Industry	WINDOWS - TIMBER	Packaging Description	Final_layout_K5T.pdf
Classification	W34232		

Certificate



Related Products

Products	Material	Rebate Height (mm)	Gap (mm)	Groove Width (mm)	Diameter (mm)	Width (mm)	Height (mm)	Cut Length (m)	U-Gasket (mm)
 SK200	TPE SOLID	10.0	6.0	3.0	-	-	-	-	-
 V9500	-	-	-	-	-	-	-	-	-

The supplier guidelines and assembling documents must be followed.

Profile Installation	<ul style="list-style-type: none"> • Do not overstretch or compress the profile. • Check the correct installation dimensions. • Joint of the profile should be without any gap. • The profile application level should be extended. • In case of french casement applications, the rebate profile must be cut to the end size in the horizontal position and the foot needs to be removed where the french casement gasket installed to provide a proper sealing in the corner.
Type of Corner	<ul style="list-style-type: none"> • The corner application must be assembled without any gap. • The supplier advice for the type of profile and installation tools must be followed. • If welding or splicing is requested, make sure that the material accumulations are reduced to a minimum to secure a proper sealing in the corner. • If rebate gaskets should have a V-notch cut in the corner, do not cut the head totally through since this is destroying the sealing function in the corner.

Production Control

<p>Incoming Goods Inspection</p>	<p>Control of:</p> <ul style="list-style-type: none"> • Check of delivery papers in according to the specified order. • Delivered goods and packaging must be free from defects.
<p>Production Control</p>	<p>Permanent control of the profiles in according to:</p> <ul style="list-style-type: none"> • Profile position in the dedicated installation system and correct dimensions. • Professional corner joint in according to the supplier specification. • Functionality of the finished assembled product. • Compression force on the sealing part in the built in situation.
<p>Inspection of Packaging and Storage</p>	<ul style="list-style-type: none"> • The profiles must be stored dry and cool under normal interior conditions (according to DIN 7716).