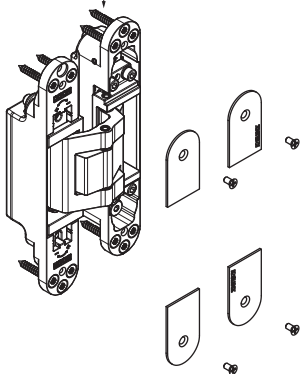


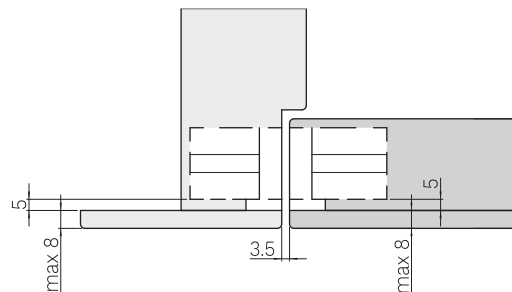
Screws

- TSPIC Ø5X40 DIN 7505-A
- TSPIC M5X20 UNI 7688 DIN 965
- TSPEI M5X min.20 UNI 5933 DIN 7991
- TSPIT M5X min.20 UNI 6109 DIN 963
- TSPIC M5X min.20 UNI 8113 DIN 7500-M



Installation

Hinge NOT centered on the door leaf



NOTE


Product info

For additional information view the website or product catalogue.

Certification

View product certifications in the catalogue or on the website.

Specific warnings



- Double the upper hinge whether a door closer is used;
- Double the bottom hinge whether a door stop or drop down seal is used;
- Place a central hinge whether the door leaf is higher than 2100 mm.



Scan me for view website or catalogue

Installation examples



